

Site Usage

10,187 Visits

Previous: 4,707 (116.42%)

54.15% Bounce Rate

Previous: 71.13% (-23.87%)

19,620 Pageviews

Previous: 7,742 (153.42%)

00:01:02 Avg. Time on Site

Previous: 00:00:49 (24.76%)

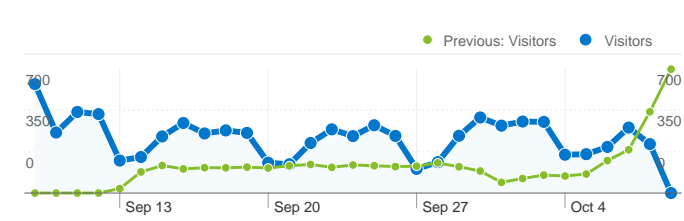
1.93 Pages/Visit

Previous: 1.64 (17.10%)

73.71% % New Visits

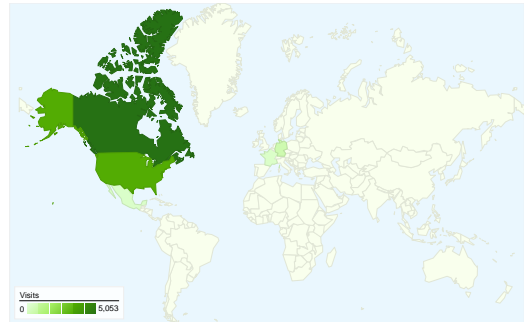
Previous: 90.50% (-18.55%)

Visitors Overview

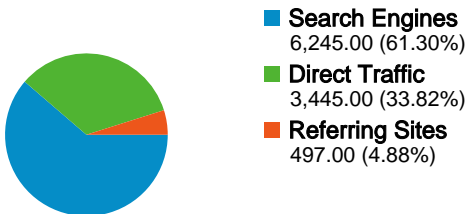


Visitors
7,826

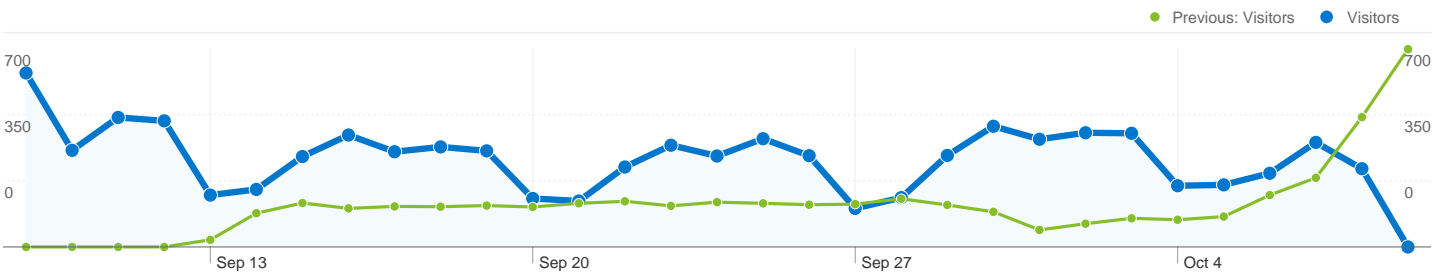
Map Overlay



Traffic Sources Overview



Content Overview		
Pages	Pageviews	% Pageviews
/main.php		
Sep 9, 2010 - Oct 9, 2010	8,757	44.63%
Aug 9, 2010 - Sep 8, 2010	2,617	33.80%
% Change	234.62%	32.04%
/		
Sep 9, 2010 - Oct 9, 2010	7,828	39.90%
Aug 9, 2010 - Sep 8, 2010	4,007	51.76%
% Change	95.36%	-22.91%
/contents.php?type=Past Performance		
Sep 9, 2010 - Oct 9, 2010	482	2.46%
Aug 9, 2010 - Sep 8, 2010	123	1.59%
% Change	291.87%	54.63%
/contents.php?type=SafePicks SafeBits		
Sep 9, 2010 - Oct 9, 2010	466	2.38%
Aug 9, 2010 - Sep 8, 2010	238	3.07%
% Change	95.80%	-22.74%
/contents.php?type=Why SafePicks		
Sep 9, 2010 - Oct 9, 2010	464	2.36%
Aug 9, 2010 - Sep 8, 2010	156	2.01%
% Change	197.44%	17.37%



7,826 people visited this site

10,187 Visits
 Previous: 4,707 (116.42%)

7,826 Absolute Unique Visitors
 Previous: 4,262 (83.62%)

19,620 Pageviews
 Previous: 7,742 (153.42%)

1.93 Average Pageviews
 Previous: 1.64 (17.10%)

00:01:02 Time on Site
 Previous: 00:00:49 (24.76%)

54.15% Bounce Rate
 Previous: 71.13% (-23.87%)

73.71% New Visits
 Previous: 90.50% (-18.55%)

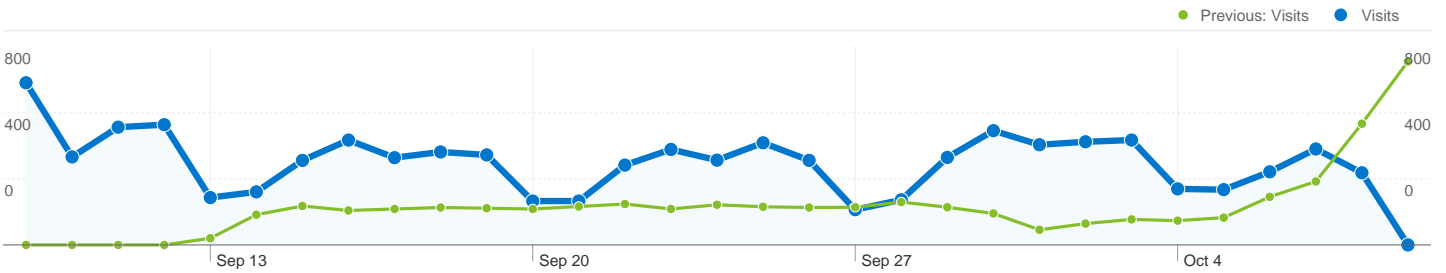
Technical Profile

Browser	Visits	% visits
Internet Explorer		
Sep 9, 2010 - Oct 9, 2010	6,121	60.09%
Aug 9, 2010 - Sep 8, 2010	2,522	53.58%
% Change	142.70%	12.14%
Firefox		
Sep 9, 2010 - Oct 9, 2010	2,171	21.31%
Aug 9, 2010 - Sep 8, 2010	1,139	24.20%
% Change	90.61%	-11.93%

Connection Speed	Visits	% visits
Cable		
Sep 9, 2010 - Oct 9, 2010	4,361	42.81%
Aug 9, 2010 - Sep 8, 2010	1,694	35.99%
% Change	157.44%	18.95%
DSL		
Sep 9, 2010 - Oct 9, 2010	3,100	30.43%
Aug 9, 2010 - Sep 8, 2010	1,597	33.93%
% Change	94.11%	-10.31%

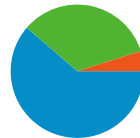
Safari		
Sep 9, 2010 - Oct 9, 2010	863	8.47%
Aug 9, 2010 - Sep 8, 2010	389	8.26%
% Change	121.85%	2.51%
Chrome		
Sep 9, 2010 - Oct 9, 2010	706	6.93%
Aug 9, 2010 - Sep 8, 2010	383	8.14%
% Change	84.33%	-14.83%
Opera		
Sep 9, 2010 - Oct 9, 2010	184	1.81%
Aug 9, 2010 - Sep 8, 2010	205	4.36%
% Change	-10.24%	-58.53%

Unknown		
Sep 9, 2010 - Oct 9, 2010	1,854	18.20%
Aug 9, 2010 - Sep 8, 2010	1,018	21.63%
% Change	82.12%	-15.85%
T1		
Sep 9, 2010 - Oct 9, 2010	601	5.90%
Aug 9, 2010 - Sep 8, 2010	222	4.72%
% Change	170.72%	25.09%
Dialup		
Sep 9, 2010 - Oct 9, 2010	233	2.29%
Aug 9, 2010 - Sep 8, 2010	165	3.51%
% Change	41.21%	-34.75%



All traffic sources sent a total of 10,187 visits

- 33.82% Direct Traffic**
Previous: 47.59% (-28.94%)
- 4.88% Referring Sites**
Previous: 5.97% (-18.28%)
- 61.30% Search Engines**
Previous: 46.44% (32.00%)



- Search Engines**
6,245.00 (61.30%)
- Direct Traffic**
3,445.00 (33.82%)
- Referring Sites**
497.00 (4.88%)

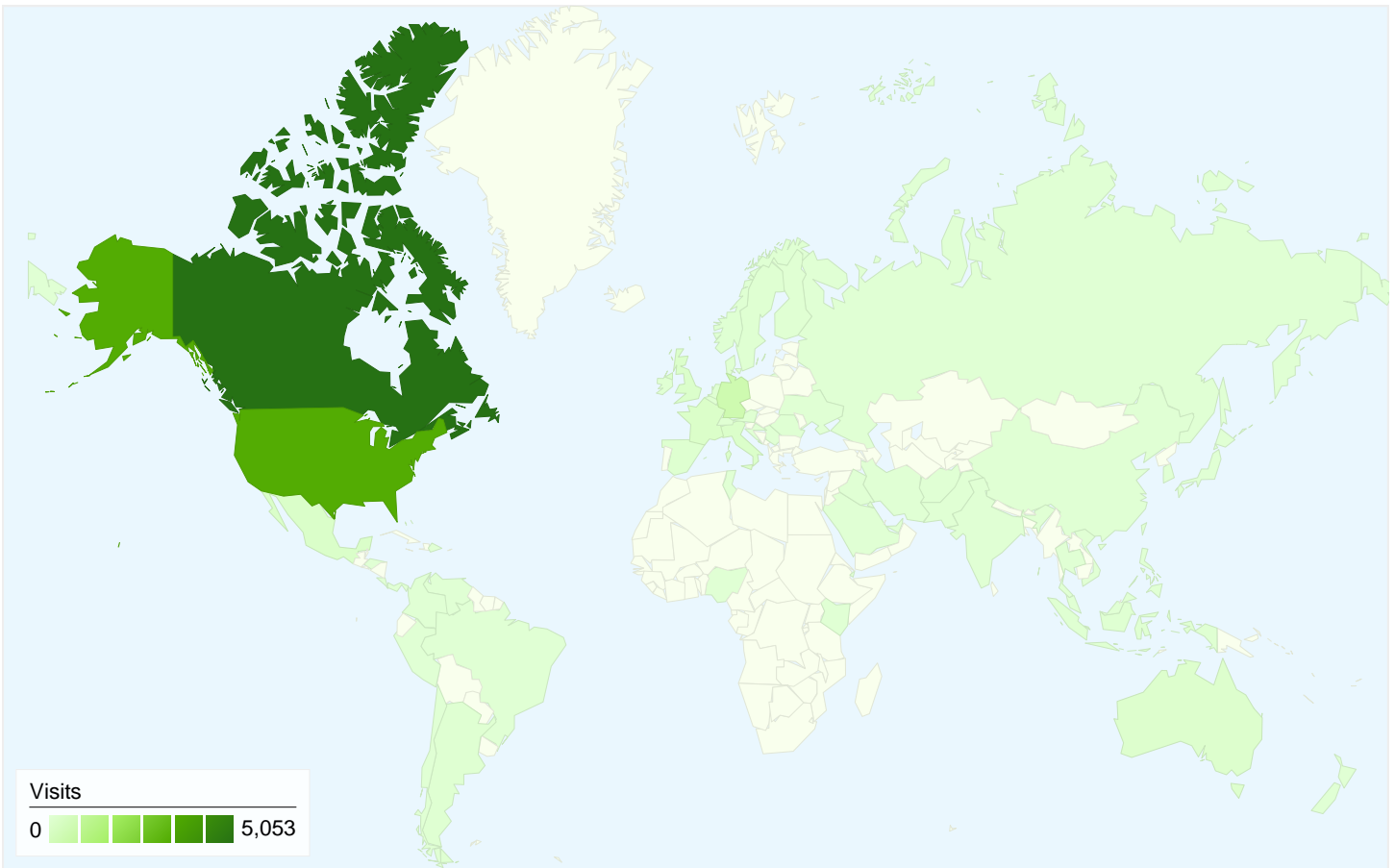
Top Traffic Sources

Sources	Visits	% visits
google (organic)		
Sep 9, 2010 - Oct 9, 2010	4,817	47.29%
Aug 9, 2010 - Sep 8, 2010	1,636	34.76%
% Change	194.44%	36.05%
(direct) ((none))		
Sep 9, 2010 - Oct 9, 2010	3,445	33.82%
Aug 9, 2010 - Sep 8, 2010	2,240	47.59%
% Change	53.79%	-28.94%
yahoo (organic)		
Sep 9, 2010 - Oct 9, 2010	497	4.88%
Aug 9, 2010 - Sep 8, 2010	203	4.31%
% Change	144.83%	13.12%
bing (organic)		
Sep 9, 2010 - Oct 9, 2010	440	4.32%
Aug 9, 2010 - Sep 8, 2010	142	3.02%
% Change	209.86%	43.17%
search (organic)		

Keywords	Visits	% visits
free nfl picks		
Sep 9, 2010 - Oct 9, 2010	758	12.14%
Aug 9, 2010 - Sep 8, 2010	172	7.87%
% Change	340.70%	54.26%
nfl expert picks		
Sep 9, 2010 - Oct 9, 2010	647	10.36%
Aug 9, 2010 - Sep 8, 2010	160	7.32%
% Change	304.38%	41.55%
free nfl predictions		
Sep 9, 2010 - Oct 9, 2010	386	6.18%
Aug 9, 2010 - Sep 8, 2010	81	3.71%
% Change	376.54%	66.81%
nfl predictions		
Sep 9, 2010 - Oct 9, 2010	286	4.58%
Aug 9, 2010 - Sep 8, 2010	313	14.32%
% Change	-8.63%	-68.02%
football predictions		

Sep 9, 2010 - Oct 9, 2010	291	2.86%
Aug 9, 2010 - Sep 8, 2010	165	3.51%
% Change	76.36%	-18.51%

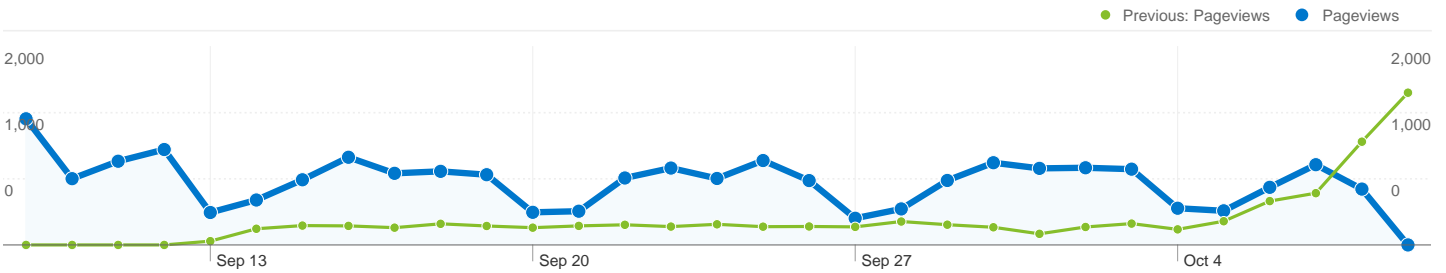
Sep 9, 2010 - Oct 9, 2010	221	3.54%
Aug 9, 2010 - Sep 8, 2010	58	2.65%
% Change	281.03%	33.38%




10,187 visits came from 63 countries/territories

Site Usage						
Visits	Pages/Visit	Avg. Time on Site	% New Visits	Bounce Rate		
10,187 Previous: 4,707 (116.42%)	1.93 Previous: 1.64 (17.10%)	00:01:02 Previous: 00:00:49 (24.76%)	73.73% Previous: 90.48% (-18.51%)	54.15% Previous: 71.13% (-23.87%)		
Country/Territory	Visits	Pages/Visit	Avg. Time on Site	% New Visits	Bounce Rate	
Canada						
September 9, 2010 - October 9, 2010	5,053	2.08	00:01:11	70.33%	47.10%	
August 9, 2010 - September 8, 2010	1,698	2.06	00:01:22	85.16%	54.59%	
% Change	197.59%	0.97%	-13.22%	-17.41%	-13.72%	
United States						
September 9, 2010 - October 9, 2010	3,325	2.05	00:01:10	68.60%	47.13%	
August 9, 2010 - September 8, 2010	1,183	1.82	00:01:00	87.24%	61.54%	
% Change	181.07%	12.76%	16.89%	-21.36%	-23.42%	
Germany						
September 9, 2010 - October 9, 2010	541	1.06	00:00:10	98.89%	96.12%	


August 9, 2010 - September 8, 2010	634	1.04	00:00:02	99.37%	97.00%
% Change	-14.67%	2.41%	436.03%	-0.48%	-0.91%
Mexico					
September 9, 2010 - October 9, 2010	172	1.88	00:00:27	68.02%	50.00%
August 9, 2010 - September 8, 2010	74	2.18	00:00:54	71.62%	44.59%
% Change	132.43%	-13.69%	-49.40%	-5.02%	12.12%
France					
September 9, 2010 - October 9, 2010	165	1.04	00:00:01	98.79%	96.36%
August 9, 2010 - September 8, 2010	213	1.07	00:00:12	99.06%	97.65%
% Change	-22.54%	-2.76%	-92.10%	-0.28%	-1.32%
Italy					
September 9, 2010 - October 9, 2010	151	1.05	00:00:04	99.34%	97.35%
August 9, 2010 - September 8, 2010	183	1.04	00:00:05	99.45%	97.27%
% Change	-17.49%	0.25%	-21.24%	-0.12%	0.09%
United Kingdom					
September 9, 2010 - October 9, 2010	148	1.27	00:00:19	89.19%	83.78%
August 9, 2010 - September 8, 2010	78	1.09	00:00:08	100.00%	93.59%
% Change	89.74%	16.57%	134.51%	-10.81%	-10.48%
Australia					
September 9, 2010 - October 9, 2010	111	1.77	00:01:00	69.37%	60.36%
August 9, 2010 - September 8, 2010	94	1.38	00:01:09	96.81%	86.17%
% Change	18.09%	27.68%	-12.86%	-28.34%	-29.95%
Spain					
September 9, 2010 - October 9, 2010	71	1.07	00:00:02	98.59%	97.18%
August 9, 2010 - September 8, 2010	96	1.06	00:00:14	97.92%	95.83%
% Change	-26.04%	0.75%	-88.96%	0.69%	1.41%
Sweden					
September 9, 2010 - October 9, 2010	42	1.05	00:00:01	100.00%	97.62%
August 9, 2010 - September 8, 2010	48	1.23	00:00:23	97.92%	91.67%
% Change	-12.50%	-14.77%	-97.15%	2.13%	6.49%
1 - 10 of 63					



Pages on this site were viewed a total of 19,620 times

 **19,620 Pageviews**
 Previous: 7,742 (153.42%)

 **14,217 Unique Views**
 Previous: 6,043 (135.26%)

 **54.15% Bounce Rate**
 Previous: 71.13% (-23.87%)

Top Content

Pages	Pageviews	% Pageviews
/main.php		
Sep 9, 2010 - Oct 9, 2010	8,757	44.63%
Aug 9, 2010 - Sep 8, 2010	2,617	33.80%
% Change	234.62%	32.04%
/		
Sep 9, 2010 - Oct 9, 2010	7,828	39.90%
Aug 9, 2010 - Sep 8, 2010	4,007	51.76%
% Change	95.36%	-22.91%
/contents.php?type=Past Performance		
Sep 9, 2010 - Oct 9, 2010	482	2.46%
Aug 9, 2010 - Sep 8, 2010	123	1.59%
% Change	291.87%	54.63%
/contents.php?type=SafePicks SafeBits		
Sep 9, 2010 - Oct 9, 2010	466	2.38%
Aug 9, 2010 - Sep 8, 2010	238	3.07%
% Change	95.80%	-22.74%
/contents.php?type=Why SafePicks		

Sep 9, 2010 - Oct 9, 2010	464	2.36%
Aug 9, 2010 - Sep 8, 2010	156	2.01%
% Change	197.44%	17.37%