

### Site Usage

**2,025 Visits**

Previous: 0 (0.00%)

**87.26% Bounce Rate**

Previous: 0.00% (0.00%)

**3,807 Pageviews**

Previous: 0 (0.00%)

**00:00:57 Avg. Time on Site**

Previous: 00:00:00 (0.00%)

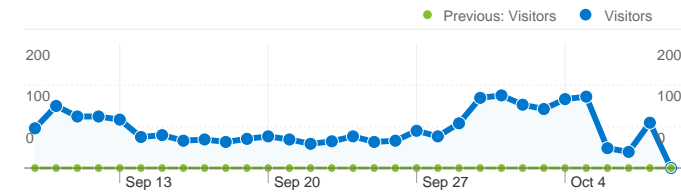
**1.88 Pages/Visit**

Previous: 0.00 (0.00%)

**94.52% % New Visits**

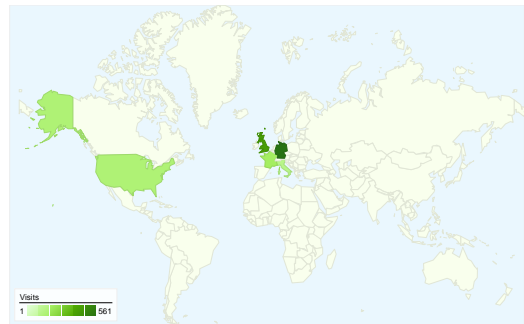
Previous: 0.00% (0.00%)

### Visitors Overview

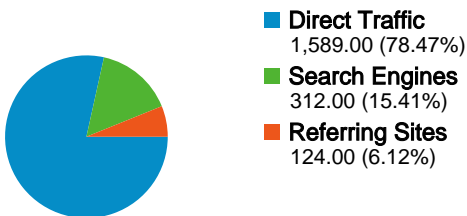


**Visitors**  
**1,926**

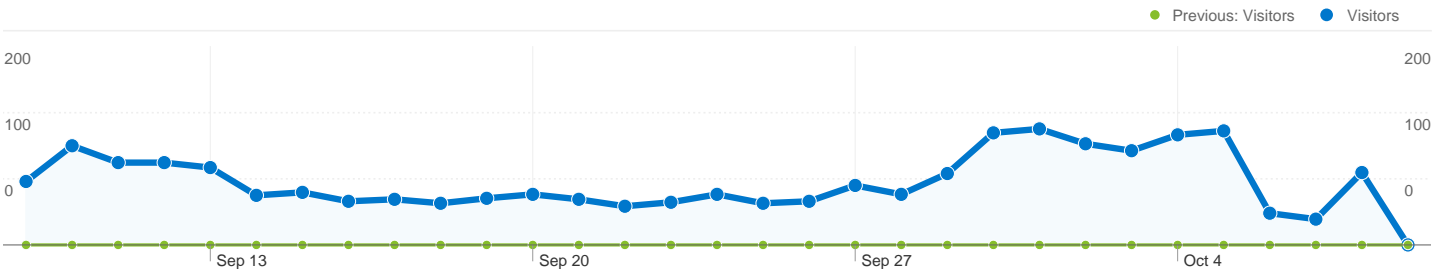
### Map Overlay



### Traffic Sources Overview



Content Overview		
Pages	Pageviews	% Pageviews
/		
Sep 9, 2010 - Oct 9, 2010	2,059	54.08%
May 1, 2010 - Jun 1, 2010	0	0.00%
% Change	100.00%	100.00%
/team/		
Sep 9, 2010 - Oct 9, 2010	178	4.68%
May 1, 2010 - Jun 1, 2010	0	0.00%
% Change	100.00%	100.00%
/treatments/		
Sep 9, 2010 - Oct 9, 2010	160	4.20%
May 1, 2010 - Jun 1, 2010	0	0.00%
% Change	100.00%	100.00%
/patients/		
Sep 9, 2010 - Oct 9, 2010	111	2.92%
May 1, 2010 - Jun 1, 2010	0	0.00%
% Change	100.00%	100.00%
/contact/		
Sep 9, 2010 - Oct 9, 2010	92	2.42%
May 1, 2010 - Jun 1, 2010	0	0.00%
% Change	100.00%	100.00%



## 1,926 people visited this site

**2,025** Visits

Previous: 0 (0.00%)

**1,926** Absolute Unique Visitors

Previous: 0 (0.00%)

**3,807** Pageviews

Previous: 0 (0.00%)

**1.88** Average Pageviews

Previous: 0.00 (0.00%)

**00:00:57** Time on Site

Previous: 00:00:00 (0.00%)

**87.26%** Bounce Rate

Previous: 0.00% (0.00%)

**94.52%** New Visits

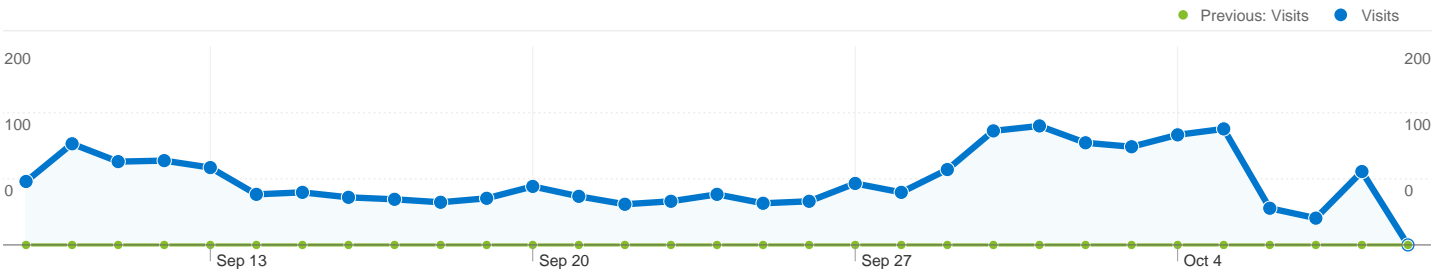
Previous: 0.00% (0.00%)

## Technical Profile

Browser	Visits	% visits	Connection Speed	Visits	% visits
Firefox			DSL		
Sep 9, 2010 - Oct 9, 2010	664	32.79%	Sep 9, 2010 - Oct 9, 2010	873	43.11%
May 1, 2010 - Jun 1, 2010	0	0.00%	May 1, 2010 - Jun 1, 2010	0	0.00%
% Change	100.00%	100.00%	% Change	100.00%	100.00%
Internet Explorer			Unknown		
Sep 9, 2010 - Oct 9, 2010	641	31.65%	Sep 9, 2010 - Oct 9, 2010	681	33.63%
May 1, 2010 - Jun 1, 2010	0	0.00%	May 1, 2010 - Jun 1, 2010	0	0.00%
% Change	100.00%	100.00%	% Change	100.00%	100.00%

Chrome		
Sep 9, 2010 - Oct 9, 2010	298	14.72%
May 1, 2010 - Jun 1, 2010	0	0.00%
% Change	100.00%	100.00%
Safari		
Sep 9, 2010 - Oct 9, 2010	205	10.12%
May 1, 2010 - Jun 1, 2010	0	0.00%
% Change	100.00%	100.00%
Opera		
Sep 9, 2010 - Oct 9, 2010	182	8.99%
May 1, 2010 - Jun 1, 2010	0	0.00%
% Change	100.00%	100.00%

Cable		
Sep 9, 2010 - Oct 9, 2010	344	16.99%
May 1, 2010 - Jun 1, 2010	0	0.00%
% Change	100.00%	100.00%
Dialup		
Sep 9, 2010 - Oct 9, 2010	74	3.65%
May 1, 2010 - Jun 1, 2010	0	0.00%
% Change	100.00%	100.00%
T1		
Sep 9, 2010 - Oct 9, 2010	53	2.62%
May 1, 2010 - Jun 1, 2010	0	0.00%
% Change	100.00%	100.00%

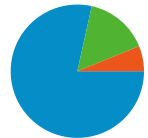


All traffic sources sent a total of 2,025 visits

**78.47% Direct Traffic**  
Previous: 0.00% (0.00%)

**6.12% Referring Sites**  
Previous: 0.00% (0.00%)

**15.41% Search Engines**  
Previous: 0.00% (0.00%)



- **Direct Traffic**  
1,589.00 (78.47%)
- **Search Engines**  
312.00 (15.41%)
- **Referring Sites**  
124.00 (6.12%)

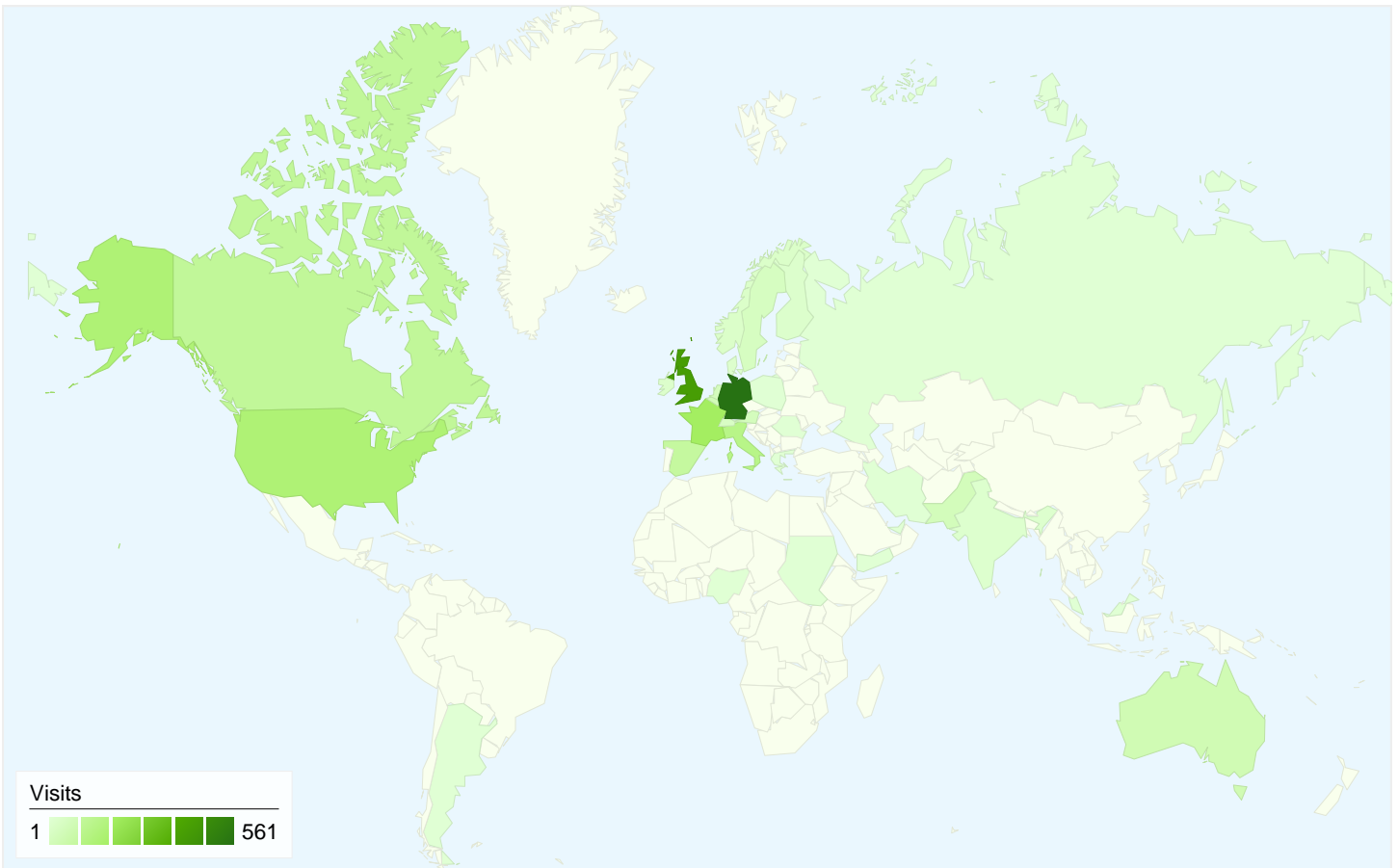
## Top Traffic Sources

Sources	Visits	% visits
(direct) ((none))		
Sep 9, 2010 - Oct 9, 2010	1,589	78.47%
May 1, 2010 - Jun 1, 2010	0	0.00%
% Change	100.00%	100.00%
google (organic)		
Sep 9, 2010 - Oct 9, 2010	287	14.17%
May 1, 2010 - Jun 1, 2010	0	0.00%
% Change	100.00%	100.00%
trafficholder.com (referral)		
Sep 9, 2010 - Oct 9, 2010	89	4.40%
May 1, 2010 - Jun 1, 2010	0	0.00%
% Change	100.00%	100.00%
yahoo (organic)		
Sep 9, 2010 - Oct 9, 2010	18	0.89%
May 1, 2010 - Jun 1, 2010	0	0.00%
% Change	100.00%	100.00%
guru.com (referral)		

Keywords	Visits	% visits
specialist dental services		
Sep 9, 2010 - Oct 9, 2010	20	6.41%
May 1, 2010 - Jun 1, 2010	0	0.00%
% Change	100.00%	100.00%
dental dentures london		
Sep 9, 2010 - Oct 9, 2010	17	5.45%
May 1, 2010 - Jun 1, 2010	0	0.00%
% Change	100.00%	100.00%
dentures london		
Sep 9, 2010 - Oct 9, 2010	11	3.53%
May 1, 2010 - Jun 1, 2010	0	0.00%
% Change	100.00%	100.00%
shakeel shahdad		
Sep 9, 2010 - Oct 9, 2010	9	2.88%
May 1, 2010 - Jun 1, 2010	0	0.00%
% Change	100.00%	100.00%
implants wimpole street		

Sep 9, 2010 - Oct 9, 2010	7	0.35%
May 1, 2010 - Jun 1, 2010	0	0.00%
% Change	100.00%	100.00%

Sep 9, 2010 - Oct 9, 2010	6	1.92%
May 1, 2010 - Jun 1, 2010	0	0.00%
% Change	100.00%	100.00%



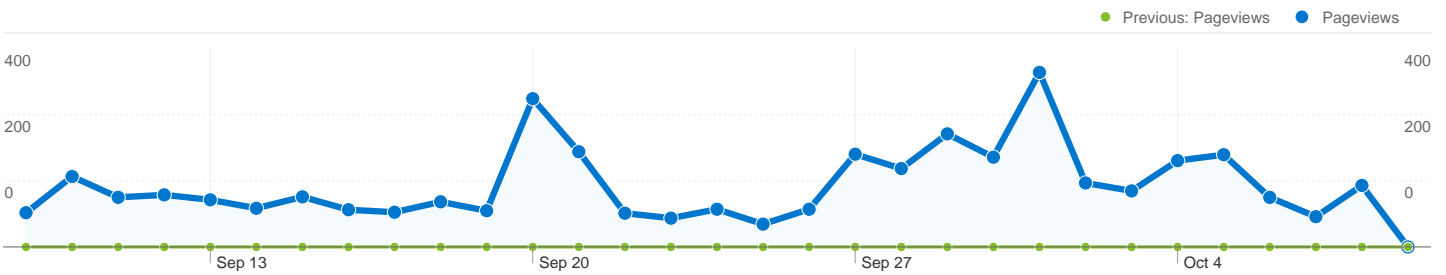
## 2,025 visits came from 33 countries/territories

Site Usage

Visits	Pages/Visit	Avg. Time on Site	% New Visits	Bounce Rate	
<b>2,025</b> Previous: 0 (100.00%)	<b>1.88</b> Previous: 0.00 (100.00%)	<b>00:00:57</b> Previous: 00:00:00 (100.00%)	<b>94.52%</b> Previous: 0.00% (100.00%)	<b>87.26%</b> Previous: 0.00% (100.00%)	
Country/Territory	Visits	Pages/Visit	Avg. Time on Site	% New Visits	Bounce Rate
<b>Germany</b>					
September 9, 2010 - October 9, 2010	<b>561</b>	1.05	00:00:03	99.47%	97.68%
May 1, 2010 - June 1, 2010	<b>0</b>	0.00	00:00:00	0.00%	0.00%
% Change	<b>100.00%</b>	100.00%	100.00%	100.00%	<b>100.00%</b>
<b>United Kingdom</b>					
September 9, 2010 - October 9, 2010	<b>418</b>	3.44	00:01:43	83.49%	58.13%
May 1, 2010 - June 1, 2010	<b>0</b>	0.00	00:00:00	0.00%	0.00%
% Change	<b>100.00%</b>	100.00%	100.00%	100.00%	<b>100.00%</b>
<b>France</b>					
September 9, 2010 - October 9, 2010	<b>192</b>	1.04	00:00:08	98.96%	96.88%


May 1, 2010 - June 1, 2010	0	0.00	00:00:00	0.00%	0.00%
% Change	100.00%	100.00%	100.00%	100.00%	100.00%
United States					
September 9, 2010 - October 9, 2010	159	1.04	00:00:01	99.37%	97.48%
May 1, 2010 - June 1, 2010	0	0.00	00:00:00	0.00%	0.00%
% Change	100.00%	100.00%	100.00%	100.00%	100.00%
Italy					
September 9, 2010 - October 9, 2010	128	1.04	00:00:03	100.00%	98.44%
May 1, 2010 - June 1, 2010	0	0.00	00:00:00	0.00%	0.00%
% Change	100.00%	100.00%	100.00%	100.00%	100.00%
Canada					
September 9, 2010 - October 9, 2010	100	1.02	> 00:00:00	98.00%	98.00%
May 1, 2010 - June 1, 2010	0	0.00	00:00:00	0.00%	0.00%
% Change	100.00%	100.00%	100.00%	100.00%	100.00%
Spain					
September 9, 2010 - October 9, 2010	89	1.02	> 00:00:00	100.00%	97.75%
May 1, 2010 - June 1, 2010	0	0.00	00:00:00	0.00%	0.00%
% Change	100.00%	100.00%	100.00%	100.00%	100.00%
Australia					
September 9, 2010 - October 9, 2010	54	1.33	00:00:05	100.00%	94.44%
May 1, 2010 - June 1, 2010	0	0.00	00:00:00	0.00%	0.00%
% Change	100.00%	100.00%	100.00%	100.00%	100.00%
Belgium					
September 9, 2010 - October 9, 2010	46	1.00	00:00:00	100.00%	100.00%
May 1, 2010 - June 1, 2010	0	0.00	00:00:00	0.00%	0.00%
% Change	100.00%	100.00%	0.00%	100.00%	100.00%
Pakistan					
September 9, 2010 - October 9, 2010	43	16.30	00:24:45	27.91%	27.91%
May 1, 2010 - June 1, 2010	0	0.00	00:00:00	0.00%	0.00%
% Change	100.00%	100.00%	100.00%	100.00%	100.00%


1 - 10 of 33



**Pages on this site were viewed a total of 3,807 times**

 **3,807 Pageviews**  
Previous: 0 (0.00%)

 **2,893 Unique Views**  
Previous: 0 (0.00%)

 **87.26% Bounce Rate**  
Previous: 0.00% (0.00%)

### Top Content

Pages	Pageviews	% Pageviews
/		
Sep 9, 2010 - Oct 9, 2010	2,059	54.08%
May 1, 2010 - Jun 1, 2010	0	0.00%
% Change	100.00%	100.00%
/team/		
Sep 9, 2010 - Oct 9, 2010	178	4.68%
May 1, 2010 - Jun 1, 2010	0	0.00%
% Change	100.00%	100.00%
/treatments/		
Sep 9, 2010 - Oct 9, 2010	160	4.20%
May 1, 2010 - Jun 1, 2010	0	0.00%
% Change	100.00%	100.00%
/patients/		
Sep 9, 2010 - Oct 9, 2010	111	2.92%
May 1, 2010 - Jun 1, 2010	0	0.00%
% Change	100.00%	100.00%
/contact/		

Sep 9, 2010 - Oct 9, 2010	92	2.42%
May 1, 2010 - Jun 1, 2010	0	0.00%
% Change	100.00%	100.00%